











Multisyllabic Words Handout

Short Vowel Sounds		Long Vowel Sounds	
a 	o 	a 	o 
e 		e 	
i 	u 	i 	u 

Vowel Teams

<u>Long a</u>	<u>Long e</u>	<u>Long i</u>	<u>Long o</u>	<u>Long u</u>
ai	ee	ie	oa	ui
ay	ea	i-e	oe	ue
a-e	e-e		o-e	u-e

Multisyllabic Words Handout

Closed vs. Open Syllables

Closed Syllables	Open Syllables
*Has a vowel followed by a consonant	*Nothing follows the vowel
*Consonant closes in the vowel	*No consonants close in the vowel
*Makes a short vowel sound	*Makes a long vowel sound

Reading Multisyllabic Words

- 1) Look at the word.
- 2) Dot the vowels. How many dots? (Number of syllables)
- 3) Are the vowels together or apart?
- 4) Split the syllables to see if it's open or closed.

Writing Multisyllabic Words

- 1) Tap out the syllables on your arm.
- 2) Sound out the first syllable. Write it!
- 3) Sound out the second syllable. Write it next to the first.
- 4) Dot the vowels to check that each syllable has a vowel sound.